







Worksheet: *Assembling Memories*

"For Day of the Dead we don't celebrate death, we celebrate life. We invite the souls to come and visit us."
– Ofelia Esparza

Use this worksheet as a brainstorming sheet for your assemblage. Sharing thoughts and research with a partner may help to generate more ideas. Start with any of the following lists:

- A list of people (known or famous) you might want to memorialize.
- A list of animals—such as pets—that might be your subject.
- A list of places you would like to remember in a special work (such as a place you used to live.)
- A list of events you might consider for a memorial subject (such as a war in which a relative served.)

Do an online search of memorials, including roadside and other spontaneous memorials, formal public memorials, messages and artworks on sympathy cards, etc. Sketch examples on this sheet. Add notes to assist you as you think about your design.



Worksheet: *Assembling Memories*

Generate images of ideas for your own assemblage, including images that inspired you and materials you can use. Narrow down your ideas; then share with a partner to get their feedback on your designs.

